



SYMPOSIUM[®] COLLECTION

2020 PRICE LIST

COMMERCIAL

Revision 1.4



Terms and Conditions of Sale

Credit and Payment Terms

Nevers Industries does not allow for automatic open account terms for new customers, current customers whose accounts are in arrears, nor for individuals, or non-commercial purposes. A credit application will be sent to each new customer. **New customers are encouraged to begin establishing a credit rating with Nevers Industries prior to placing an order.** Our customers are responsible to provide the necessary current and accurate information. Orders are 50% due upon receipt and 50% net 30 if approved. Nevers Industries will apply a 1-1/2% per month service charge to all past due accounts. Accounts that are 90 days past due will be subject to collection proceedings without any additional notice. If legal action is necessary to settle collection proceedings, the purchaser agrees to pay Nevers' incurred legal representation fees and/or court costs. Orders will not be processed for past due accounts until the amount due, including any service charges, is paid in full. Orders will not be scheduled for production until the deposit is received. **A bank letter of credit may be required for any order over \$50,000 net.**

Prices

Our prices are list; freight prepaid, F.O.B. Maple Grove, Minnesota, and are subject to change without notice. Quoted prices must be accepted within 30 days or re-quoted for date and approval. Freight is prepaid and allowed for normal ground transportation within the 48 contiguous states, must ship to dock location. Air freight, will calls, and special delivery will be quoted and invoiced separately. Prices do not include installation, storage, or sales tax.

Packaging

Nevers Industries' pricing includes packing for North American shipment. Only environmentally safe packing materials are used. Large furniture pieces will be packed with wood reinforcements for added protection. For special packaging, crating or overseas shipment, please contact Nevers Industries for a quote.

Delivery

Nevers Industries will select the method of shipment, carrier, and routing. Carrier selection is solicited to provide the best service to each customer in their location. All shipments are sent prepaid, FOB Maple Grove, Minnesota. **Nevers Industries' liability ends when the carrier issues a receipt to Nevers Industries. This is acknowledgement by the transportation company that the shipment has been received by the freight company in good condition and title of the goods and risk of loss transfers to the buyer. The order shall be considered complete.** Prepaid freight does not change the F.O.B. status of the product and risks involved in Invoices relevant to the partial shipments are payable as they fall due.

Freight Terms

All orders under \$2,000 net are subject to a minimum order/additional freight charge of \$275 net; Nevers Industries also reserves the right to establish a freight and fuel surcharge fee to cover variable freight costs. This charge will be established at the time of order.

Lead Times

The lead time on an order begins when Nevers Industries receives the deposit and the signed drawings. All acknowledgments will contain the estimated shipping date. We are not responsible for delays in scheduling or failure to make scheduled shipping date due to strikes, lockouts or other labor complications, war, riots, Acts of God, fires, accidents, restraints affecting shipment or credit, reduced

supply or excessive cost of fuel or raw material, delays from suppliers, compliance with Government regulations, or other unforeseen contingencies. When delays in final product delivery dates are caused on the part of the purchaser, we reserve the right to invoice up to 100% of the remaining contract amount and, in addition, to charge the purchaser any costs associated with delivery delays.

Order Acknowledgement

All orders are subject to final acceptance by Nevers Industries. Receipt of our acknowledgement indicates acceptance of your order subject to our terms and conditions. If pricing on the purchase order is different than the acknowledged pricing, the acknowledgement will take precedence over the purchase order. Nevers Industries attempts to clarify all orders. But in the event of any discrepancy, please notify Nevers Industries immediately. Failure to notify Nevers Industries of a discrepancy within 48 hours will constitute acceptance of the order as acknowledged. All orders are subject to credit approval at any time.

Change Orders

Nevers Industries will make every attempt to honor any reasonable engineering, production, or shipping change request approved by Nevers Industries. Change orders will be accepted only if the request is made in writing and received in time to comply with established delivery dates. Nevers Industries reserves the right to increase our acknowledged price and adjust lead times to make the requested changes. Nevers Industries will assess charges to the customer for change orders, cancellations, and delivery deferrals as stipulated in the following:

Change Order Charges

Received prior to signed approval drawings will be charged up to \$500 net. All changes are subject to price/lead time review by Nevers.

Changes received after signed approval drawings, but prior to production, will incur fees associated for any work done by Nevers Industries plus the up to the \$500 maximum net charge above.

Cancellations:

Cancellations after receipt of the purchase order will be assessed the **total accumulated cost of the project** plus up to \$500 net cancellation charge

Deferred Shipments/Storage by the Manufacturer

All merchandise will ship upon completion of production. No shipment can be postponed by the customer. If customer is unable to take delivery of merchandise when ready for shipment, Nevers Industries may transfer the merchandise to storage. All on-site cost for storage and freight will be at customer's expense. Transfer to storage will be considered delivered for all purposes including invoicing and payment. The customer must acknowledge that title of the goods stored and risk of loss transfers to the customer. Customer will bear the risk of loss or damage during storage. Deferred shipment charges will be assessed from the completion date. Storage is subject to a minimum of \$70.00 net /day storage fee.

Shipment Claims

Legal title of merchandise passes to the buyer upon acceptance by the carrier. The buyer must inspect all cartons on arrival for visible or concealed damage. In the event of visible freight damage, the buyer must make a notation on the freight bill; immediately notify Nevers Industries for an inspection; and file a freight claim. Do not sign the receipt until the visual inspection is complete at the time of delivery. If concealed damage is discovered, Nevers Industries must be notified within **5 days. Keep all packaging materials for inspection (do not destroy). Failure to do so may impair or cancel the ability to make a successful claim.** Do not install damaged product. Caution: When a clear receipt is obtained by a carrier, the carrier is no longer responsible for damages or shortages. Damaged freight cannot be refused by the consignee (buyer). Processing claims for damages and shortages are the responsibility of Nevers Industries. At no time can claims be deducted from our invoices.

Returns

All Nevers Industries products are made to order. Therefore, merchandise may not be returned without specific consent from Nevers Industries. Unauthorized returns will be refused by the shipping department.

Miscellaneous

All merchandise shown in our catalog is the property of Nevers Industries. We reserve the sole right to manufacture and distribute it. All patterns, tools, and designs developed for the production of any product will remain the property of Nevers Industries. All published dimensions are approximate and if the exact sizes are critical, we suggest that you request actual measurements. Price list data supersedes all other specifications, whether verbal or written, and may not be altered without the written consent of an officer of Nevers Industries. Typing and clerical errors on any agreement, publication, correspondence, price list, or product literature pieces are subject to correction at any time without notice. Due to variations beyond our control, all wood and upholstery products are subject to slight variations in color, texture, and grain.

Disclaimer

Nevers Industries reserves the right to change prices, specifications, fabrics, dimensions and finishes at any time without prior notice. This right to change also applies to discontinuing models at any time, as well as catalog and price list contents.

Warranty

Nevers Industries, Maple Grove, MN warrants its products to be free from defects in material and workmanship for a period of 10 years from the date of shipment to the customer.

Our warranty covers Nevers Industries' products used in non-residential locations and assumes typical single-shift workday use with nominal care by the end-customer. Our warranty only applies to new products sold through Nevers Industries' authorized extended sales distribution network in North America. Our warranty is non-transferable from the original purchasing entity or individual owner.

Product options supported installed features, and any other ancillary systems and parts, whether provided by Nevers Industries or supplied by the customer, carry their own manufacturer's or distributor's warranties. These items may include, but are not limited to, natural and engineered stone tops and inlays, metal bases, height-adjustment systems, decorative signage, glass tops or transaction accents, electrical power systems, and/or lighting systems.

In the event of making a warranty claim, it is up to the customer to notify Nevers Industries as soon as possible. Nevers Industries reserves the right to examine the warranty claim and provide an appropriate response. Nevers Industries will then, as our sole obligation, either repair or replace parts, materials, components or other directly associated systems provided by Nevers Industries and any other approved incurred expenses due to the warranty issue. In the case of irreplaceable custom materials, unique processes or vendor-supplied components no longer supported, we will provide alternate, yet equal, solutions.

Any structural modification, dismantling and reinstalling, or improper use or storage of our products may void the warranty. Similarly, failure to control the expressed limits of temperature, humidity, or ambient lighting exposure throughout the life of Nevers Industries products may influence any potential indemnity and/or void our warranty. Additionally, our warranty does not cover: damage during shipping caused by a freight carrier; uncontrollable natural variances in wood grain or texture, finish hue or color; and damage from excessive wear (such as, but not limited to, singular or repetitive scratching or denting from jewelry, writing instruments or other such hard objects), misuse, negligence or modification on the part of the customer.

Nevers Industries herein extends no other warranties, expressed, depicted, or implied, including warranty of merchantability or fitness for a particular purpose. Nevers Industries shall not be liable for loss of time, inconvenience, commercial loss, incidental or consequential damages. No warranties other than those contained herein will be implied and Nevers Industries, Inc. does not authorize any person to create any warranties other than those contained herein.

GENERAL SPECIFICATIONS

Wood Veneers

Nevers® products are manufactured primarily of Plain Sliced Mahogany, Walnut, Oak, Cherry, Paldao and Maple. Other woods may be specified. Please contact Nevers Industries for price and availability. Veneer panels are laid up with plain sliced faces and are balanced on back to minimize warping and balance stresses.

Wood Surface Cleaning

Wood furniture should be cleaned with a damp, soft cloth, wiping in the direction of the wood grain. Wood surface should then be dried with a dry, soft cloth. Monthly, wood surfaces should be cleaned with a soft cloth using a quality wood cleaner. Following cleaners' directions, slightly dampen soft cloth and wipe in direction of wood grain. Dry the wood surface with a dry, soft cloth. Ammonia or any type of oil should be avoided.

Standard Wood Finishes

Nevers' standard finish is a multi-step process involving dyes, stain, sealer, toner, and lacquer. For added protection and durability, the final topcoat on all tabletops is catalyzed lacquer. All finishes have been formulated for maximum clarity to enhance the natural characteristics of each wood species. Standard finish is open pore. Semi-filled and filled finishes require an upcharge and may extend the lead time. Please contact Nevers Industries for price and delivery date.

Custom Wood Stains and Finishes

Virtually any wood finish or color sample can be matched to your specifications. A finish sample or stain sample is required from the customer before the process of matching approval can begin. The upcharge for custom finishes varies with the type of finish and with the quantity ordered.

Levels (Types) of Stain to Match Sample (STM) Requests

A "Custom Color only" Sample basis Standard NI Veneers and Standard Finish (20-degree satin, open pore)

- \$250 Pre-Contract
- N/C Post Contract
- Lead Time 5 - 7 business days

B "Custom Sheen" and "Custom Color" Sample basis anything other than NI Standard Topcoat (20-degree satin, open pore)

- \$500 Pre-Contract
- TBD Post Contract
- Lead Time 7 - 10 business days

C Add Alt: "Custom Veneer Spec" (Add to either "A" or "B" as applicable) basis requiring any veneer spec other than NI Standard (species or cut or matching)

- \$250 Pre-Contract
- TBD Post Contract
- Lead Time 14 business days

Costs are applicable per # of samples requested. Costs based on ground shipping only from Nevers Industries. Customer may opt for faster shipping at own cost. Costs to customer are refundable upon receipt of a project PO, payable as a discount on final order.

Note: COLOR VARIATION WILL OCCUR IN THE GRAIN OF ALL WOOD SPECIES.

This is an inherent characteristic caused by the annual growth rings found in all hardwoods and the way the boards and veneers are cut across these growth rings. In some species, this color variation is very subtle. In other species this color variation is obvious and at times radical.

The process of finishing hardwood veneers determines whether these variations are enhanced or subdued. Natural finishes will show color variations in the grain and enhance the beauty of the wood to its fullest extent. Other stains and finishes tend to blend in these variations to some extent dependent upon the depth of color and the method of application.

Standard Laminates

Standard, non-premium Wilsonart, Formica, Nevamar, and Pionite Laminates

Custom Laminates

Any commercially available laminate may be specified. Most custom laminate orders may extend the standard delivery date.

STANDARD EDGE PROFILES

WOOD PROFILES



AB - Reverse Bevel



AO - Oval



AP - Premium Knife Edge



AZ - Bullnose



AR - Radius



AL - Lineal Bevel



AD - Beaded Edge



AE - Eased Lineal



AX - Arc



AS - Step Oval



AA - Step Radius

LAMINATE PROFILES



LV - LAMINATE - 3MM PVC Edge



LS - LAMINATE - Lineal Self Edge

TOP UPGRADE OPTIONS



Starburst Pattern (Y/SBE)

A starburst sketch face panel or top is made up of 6 or more leaves of veneer or spliced faces of veneer, matched and trimmed into "pie-shape" pieces. Each piece or section is cut at the appropriate angle, so the wood grain radiates from a center point. Veneer leaves are book or slip matched, depending on species and assembled to form a full round "flower type pattern", resembling a starburst.




Fan Shaped Pattern (Y/FNE)

Fan shape veneers are utilized on curved or arc shaped tops. Joints are intentionally cut to follow the radiant of the curve, thus forming a "pie shaped" individual veneer leaf. The veneer grain and splice lines radiate from an imaginary center point. This method of wood veneering forms what could be described as a "fan shape" since the outside perimeter of the curve is larger than the inside perimeter.



Metal Inlay (Y/MNL)

$\frac{1}{4}$ " x $\frac{1}{4}$ " pieces of solid aluminum metal are inset into grooves that are hand routed into the tabletop. The metal inlay is finished flush with the veneer face. The metal inlay is four inches from the outer edge creating a border or framing effect. Finishes available are natural aluminum or powder coated matte black.



Two Tone Stain (Y/TTS)

A single species tabletop is divided onto 2 separate sections that are finished with contrasting or complimenting stain colors. The last finishing step of catalyzed lacquer is applied to provide a consistent sheen level on the entire tabletop. The two-tone stain option is only available with a metal inlay.

BASE UPGRADE OPTIONS



Plinth Base (Y/BX6)

A 1-1/8" high plinth base is inset 1/4" around the entire perimeter of the base. The plinth is available in black or silver finish.



Traditional Base Molding (Y/BX8) (available veneer only)

4" high x 3/4" thick pieces of solid wood traditional molding is applied to the bottom of the base giving it a formal appearance.



Reveal (Y/BX10)

1/4" H x 1/16" D section of the base is routed out and finished black or silver, creating a decorative void. The reveal is located 4" above the bottom of the base.

STANDARD VENEER FINISHES


2020 Wood Veneer Finishes at a Glance

All finishes are 20-degree sheen



AM1

Ribbon Mahogany



AM2

Dark Mahogany




AM3

Royal Mahogany




AM4

Ebonized Mahogany



BC1

Amber Cherry




BW1

Natural Walnut



BW2

Quartered Walnut




BW3

American Walnut




BW4

Noble Walnut




BW5

Heritage Walnut



BW6

Midtown Walnut




NM1

Natural Maple



NM1

Natural Paldao*



WO1

Natural Oak



WO2

Natural Rift Oak

Large images are available online at www.nevers.com/resources/finishes-profiles/veneer/.

*Natural Paldao is an exotic wood, up-charges and production availability apply, contact Nevers for details.

NEVERS 2020 WOOD VENEER FINISHES SPECIFICATIONS

Species	Code	Description	Wood Species	Veneer Cut	Veneer Face Matching	Finish Process
WALNUT	BW1	Natural Walnut	Walnut	Plain Sliced	Book Matched	Natural (Clear) / Open Pore / 20 deg Conversion Varnish
	BW2	Natural Quartered Walnut	Walnut	Quartered	Slip Matched	Natural (Clear) / Open Pore / 20 deg Conversion Varnish
	BW3	American Walnut	Walnut	Plain Sliced	Book Matched	Stain / Open Pore / 20 deg Satin Conversion Varnish
	BW4	Noble Walnut	Walnut	Plain Sliced	Book Matched	Stain / Open Pore / 20 deg Satin Conversion Varnish
	BW5	Heritage Walnut	Walnut	Plain Sliced	Book Matched	Stain / Open Pore / 20 deg Satin Conversion Varnish
	BW6	Midtown Walnut	Walnut	Plain Sliced	Book Matched	Stain / Open Pore / 20 deg Satin Conversion Varnish
MAHOGANY	AM1	Natural Ribbon Mahogany	African (Sapele) Mahogany	Quartered (Ribbon)	Slip Matched	Natural (Clear) / Open Pore / 20 deg Conversion Varnish
	AM2	Dark Mahogany	African (Sapele) Mahogany	Plain Sliced	Book Matched	Stain / Open Pore / 20 deg Satin Conversion Varnish
	AM3	Royal Mahogany	African (Sapele) Mahogany	Plain Sliced	Book Matched	Stain / Open Pore / 20 deg Satin Conversion Varnish
	AM4	Ebonized Mahogany	African (Sapele) Mahogany	Plain Sliced	Book Matched	Stain / Open Pore / 20 deg Satin Conversion Varnish
CHERRY	BC1	Amber Cherry	Cherry	Plain Sliced	Book Matched	Stain / Open Pore / 20 deg Satin Conversion Varnish
MAPLE	NM1	Natural Maple	Hard Maple (Sap - Select White)	Plain Sliced	Slip Matched	Natural (Clear) / Open Pore / 20 deg Conversion Varnish
OAK	WO1	Natural Oak	White Oak	Plain Sliced	Slip Matched	Natural (Clear) / Open Pore / 20 deg Conversion Varnish
	WO2	Natural Rift Oak	White Oak	Rift	Slip Matched	Natural (Clear) / Open Pore / 20 deg Conversion Varnish
EXOTIC	PA1	Natural Paldao	Paldao	Quartered (Plain)	Slip Matched	Natural (Clear) / Open Pore / 20 deg Conversion Varnish

LEGACY VENEER FINISHES


Our previous color finishes are still available as special order for customers in order to match their previous orders. To quote or request these finishes, please first contact Nevers for availability and pricing. Email us at info@nevers.com or call 800.242.2443.

Wood Species and Finish Colors

ASH




NA - Natural Ash




CA - Cocoa Ash


CHERRY




NC - Natural Cherry




DC - Dark Cherry




AC - Amber Cherry




EC - Espresso Cherry



CC - Cinnamon Cherry



MC - Medium Cherry




DC - Brown Cherry


MAHOGANY



LM - Light Mahogany



BM - Brown Mahogany




DM - Dark Mahogany

MAPLE




NP - Natural Maple


OAK




NO - Natural Oak




MO - Medium Oak



DO - Dark Oak



EO - Ebony Oak




GO - Gray Oak

WALNUT



AW - American Walnut



PW - Presidential Walnut



DW - Dark Walnut



EW - Espresso Walnut



MW - Mahogany Walnut

LAMINATE FINISHES



[\[LINK to Wilsonart website\]](#)

Any Wilsonart non-premium laminates in finishes (-38) fine velvet and (-60) matte are acceptable. Nevers may be able to use other laminates from other manufacturers. To confirm availability and finish, contact Nevers directly.

38 - Fine Velvet Texture -



A smooth textured finish with moderate reflective value. Glossometer reading: MD and CD 14 +/- 2

60 - Matte



Textured finish with moderate reflective quality. Recommended for horizontal and vertical application. Glossometer reading: MD and CD 10 +/- 2

REVEAL COLORS



Black - BL




Silver Fog - C1

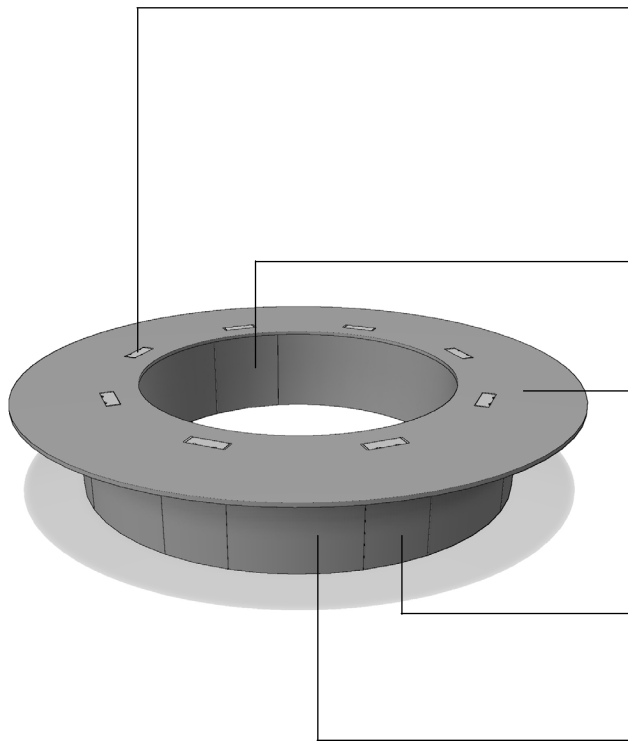
METAL



M1 Black



M2 Silver



POWER, VOICE AND DATA

The Infinity Base is specifically designed to allow all of the technology to be installed prior to the tabletop being attached. The interior of the Infinity Base offers multiple heights for wire management as well as continuous wire management running the full perimeter of the table. Nevers offers a wide variety of PVD options and the flexibility to incorporate your AV provider's microphones and technology.

THE PASS THRU DOOR

The pass thru door allows quick access to the interior of the table, only featured on closed shape tables (e.g. Round, Rectangle and Oval).

THE TABLE TOP

Symposia Presentation tables are built using 1-3/16" thick core and a variety of edge profiles. Tables are available in a variety of shapes, sizes, materials and finishes. Veneer tables are always sequenced, and book matched to maximize the beauty of natural wood grain. Our finishes are hand applied and hand sanded.

THE ACCESS DOOR

Every Infinity Base comes standard with a hinged access door adjacent to every power unit which provides easy access to the hollow interior of the base.

THE INFINITY BASE

The shape of the Infinity Base echoes the shape of the tabletop for elegant continuity of design. The base's engineering allows a generous 20" of clear leg room on 36" deep tops and 18" on 30" deep tops. The base is full height from the underside of the table to the levelers at the finished floor and is finished on both sides, which graciously performs as a modesty panel for everyone seated at the table.

Planning Considerations

1. Select a table shape.

Things to consider:

- How is the room used? Some suggestions: open forums = Round and oval shapes, presentations = U, V, and horseshoe shapes, council meetings = wide U shape.
- What is the shape of the room? The table could compliment or contrast the room shape.

2. Select a table size. (length/width)

Things to consider:

- How many people does the table need to sit? Every table has the recommended functional seating predetermined. The functional seating number is based on 30" spacing per person.
- How large is the room? A good thing to keep in mind is the ADA guideline 4.2.1 requiring a minimum of 36" continuous clear space for clear passage.

3. Select the edge profile and any tabletop or base upgrade options.

See pages 7 and 8 for upgrade options.

4. Select the wood species and finish.

Things to consider:








- What type of graining is desired? Cherry and oak naturally have cathedrals with dramatic graining. Maple and mahogany typically have tighter graining.
- What type of natural coloring is desired? Yellow and tan tones can be found in maple and ash, brownish-yellow tones can be found in oak and cherry, mahogany tones are reddish-brown and walnut tones are brown.

5. Select power/data/voice. (if needed)


See pages 34-37 for power offerings.

SYMPOSIA® PRESENTATION TABLES

Symposia Presentation tables are inspired by the ancient Greek dialogues on philosophical and political issues. The sumptuous lines and elegant curves foster conversations by turning meetings into a collective gathering at which there is free interchange of ideas and intellect. The tables are offered in nearly unlimited collection of designs for greater versatility.

	Open Center Round Tables.....Pages 14 - 16
	Open Center "C" Tables.....Pages 17 - 18
	Open Center Oval Tables.....Pages 19 - 20
	Open Center Rectangle TablesPages 21 - 22
	U-Shape TablesPages 23 - 24
	Arc U-Shape Tables.....Pages 25 - 25
	V-Shape TablesPages 27 - 28
	Arc V-Shape TablesPages 29 -30
	Wide UPages 31 - 32
	Arc Wide U.....Pages 33 - 34

SYMPOSIA® OPEN CENTER ROUND PRESENTATION TABLES



Size	Model Number	Number of Seats	WOOD EDGES	LAMINATE
			AA, AB, AD, AE, AL, AO, AP, AQ, AR, AS, AX, AZ	LV, LS
List Price				
30" Deep				
144"	Y/TPA/14430	14-16	\$43,837	\$35,800
168"	Y/TPA/16830	16-18	\$53,757	\$43,296
192"	Y/TPA/19230	18-20	\$62,823	\$50,663
216"	Y/TPA/21630	20-22	\$70,050	\$57,456
240"	Y/TPA/24030	22-24	\$80,472	\$64,682
264"	Y/TPA/26430	24-26	\$87,289	\$73,037
288"	Y/TPA/28830	26-28	\$93,979	\$81,127
312"	Y/TPA/31230	28-30	\$103,197	\$86,555
36" Deep				
144"	Y/TPA/14436	14-16	\$49,373	\$38,702
168"	Y/TPA/16836	16-18	\$56,624	\$46,517
192"	Y/TPA/19236	18-20	\$65,511	\$52,401
216"	Y/TPA/21636	20-22	\$72,301	\$58,160
240"	Y/TPA/24036	22-24	\$82,365	\$66,592
264"	Y/TPA/26436	24-26	\$89,581	\$74,887
288"	Y/TPA/28836	26-28	\$99,874	\$82,864
312"	Y/TPA/31236	28-30	\$109,566	\$88,294

EDGE PROFILE CODES

Wood				Laminate	
AB		AL		AA	
AO		AR		AD	
AP		AZ		AQ	
			AS		
				LV	
				LS	

General Specifications:

1. Tabletops are 1-3/16" thick. Edges are NII construction joinery.
2. Access doors come standard on all Symposia Infinity bases adjacent to every power unit ordered.
3. Table height is 29" prior to adding levelers.
4. Laminates with simulated wood grain will run the length of the table and may or may not match up at seams.
5. Edge profiles come standard on outer edge of table; inner edges come standard as profile "AE" Eased Lineal.

Top Options: For Veneer Tops Only

Metal Inlay

For sizes 144" to 192"	Y/MNL/A2.....	\$6,503
For sizes 216" to 288"	Y/MNL/A3.....	\$6,908
For sizes 312" to 360"	Y/MNL/A4.....	\$7,235

Two Tone Stain (requires metal inlay)

For all sizes	Y/TTS/PRES.....	\$5,278
---------------------	-----------------	---------

Base Options:

Plinth Base

For sizes 144" to 192"	Y/BX6/A5.....	\$2,703
For sizes 216" to 288"	Y/BX6/A6.....	\$3,243
For sizes 312" to 360"	Y/BX6/A7.....	\$3,632

Traditional Base Molding (available veneer only)	Y/BX8.....	Not Available
---	------------	---------------

Reveal


For sizes 144" to 192"	Y/BX10/A4	\$2,950
For sizes 216" to 288"	Y/BX10/A5	\$3,501
For sizes 312" to 360"	Y/BX10/A6	\$3,811

Example for How to Order

For edge profiles, finishes and options, see pages 5-10.

1. Model Number	2. Edge Code	3. Wood Finish	4. Base Option	5. Power
Y/TPA/16836	AB	DW	Y/BX3	

SYMPOSIA® OPEN CENTER "C" PRESENTATION TABLES



Connector Table

Size	Model Number	Number of Seats	WOOD EDGES	LAMINATE
			AA, AB, AD, AE, AL, AO, AP, AQ, AR, AS, AX, AZ	LV, LS
30" Deep				
144"	Y/TPC/14430	12-13	\$38,701	\$28,935
168"	Y/TPC/16830	14-15	\$49,080	\$37,998
192"	Y/TPC/19230	16-17	\$58,386	\$44,096
216"	Y/TPC/21630	18-19	\$65,631	\$49,907
240"	Y/TPC/24030	20-21	\$73,182	\$56,067
264"	Y/TPC/26430	22-23	\$80,614	\$62,087
288"	Y/TPC/28830	24-25	\$88,130	\$68,108
312"	Y/TPC/31230	26-27	\$96,355	\$74,972
36" Deep				
144"	Y/TPC/14436	11-13	\$40,604	\$30,330
168"	Y/TPC/16836	13-15	\$53,459	\$39,740
192"	Y/TPC/19236	15-17	\$60,542	\$45,835
216"	Y/TPC/21636	17-19	\$67,878	\$51,645
240"	Y/TPC/24036	19-21	\$75,699	\$57,198
264"	Y/TPC/26436	21-23	\$83,177	\$63,959
288"	Y/TPC/28836	23-25	\$90,737	\$69,980
312"	Y/TPC/31236	25-27	\$99,038	\$76,844
Connector Table				
VARIES	Y/TRC/03000	2-3	\$7,319	\$5,608
VARIES	Y/TRC/03600	2-3	\$7,570	\$5,720

EDGE PROFILE CODES

Wood				Laminate	
AB	AL	AA	AX	LV	
AO	AR	AD	AE	LS	
AP	AZ	AQ	AS		

General Specifications:

1. Tabletops are 1-3/16" thick. Edges are NII construction joinery.
2. Access doors come standard on all Symposia Infinity bases adjacent to every power unit ordered.
3. Table height is 29" prior to adding levelers.
4. Laminates with simulated wood grain will run the length of the table and may or may not match up at seams.

- 5. Edge profiles come standard on outer edge of table; inner edges come standard as profile “AE” Eased Lineal.
- 6. Connector table comes standard with 5” panel bases with non-locking concealed casters.

Top Options: For Veneer Tops Only

Metal Inlay

For sizes 144” to 192”	Y/MNL/A2.....	\$6,486
For sizes 216” to 288”	Y/MNL/A3.....	\$6,890
For sizes 312” to 360”	Y/MNL/A4.....	\$7,216

Two Tone Stain for All Sizes (requires metal inlay)	Y/TTS/PRES.....	\$5,264
--	-----------------	---------

Base Options:

Plinth Base

For sizes 144” to 192”	Y/BX6/A5.....	\$2,696
For sizes 216” to 288”	Y/BX6/A6.....	\$3,234
For sizes 312” to 360”	Y/BX6/A7.....	\$3,632

Traditional Base Molding (available veneer only)	Y/BX8.....	Not Available
---	------------	---------------

Reveal

For sizes 144” to 192”	Y/BX10/A4	\$2,943
For sizes 216” to 288”	Y/BX10/A5	\$3,492
For sizes 312” to 360”	Y/BX10/A6	\$3,801

Example for How to Order

For edge profiles, finishes and options, see pages 6-11.

1. Model Number	2. Edge Code	3. Wood Finish	4. Base Option	5. Power
Y/TPA/16836	AB	DW	Y/BX3	

SYMPOSIA® OPEN CENTER OVAL PRESENTATION TABLES



Size	Model Number	Number of Seats	WOOD EDGES	LAMINATE
			AA, AB, AD, AE, AL, AO, AP, AQ, AR, AS, AX, AZ	LV, LS
			List Price	List Price
30" Deep				
156" L X 132" W	Y/TPO/15630	15-16	\$45,958	\$34,587
186" L X 144" W	Y/TPO/18630	17-18	\$53,599	\$42,050
216" L X 156" W	Y/TPO/21630	19-20	\$62,707	\$48,958
246" L X 168" W	Y/TPO/24630	21-22	\$67,888	\$54,166
276" L X 180" W	Y/TPO/27630	23-24	\$76,868	\$62,000
306" L X 192" W	Y/TPO/30630	25-26	\$82,685	\$70,804
336" L X 210" W	Y/TPO/33630	27-28	\$92,464	\$74,258
36" Deep				
156" L X 132" W	Y/TPO/15636	15-16	\$48,096	\$36,326
186" L X 144" W	Y/TPO/18636	17-18	\$54,715	\$43,920
216" L X 156" W	Y/TPO/21636	19-20	\$63,584	\$50,141
246" L X 168" W	Y/TPO/24636	21-22	\$68,830	\$56,433
276" L X 180" W	Y/TPO/27636	23-24	\$78,129	\$63,120
306" L X 192" W	Y/TPO/30636	25-26	\$84,415	\$73,277
336" L X 210" W	Y/TPO/33636	27-28	\$95,780	\$77,075
366" L X 222" W	Y/TPO/36636	29-30	\$105,752	\$83,184

EDGE PROFILE CODES

Wood				Laminate	
AB		AL		AA	
AO		AR		AD	
AP		AZ		AQ	
			AS		
				AX	
				AE	
				LV	
				LS	

General Specifications:

1. Tabletops are 1-3/16" thick. Edges are NII construction joinery.
2. Access doors come standard on all Symposia Infinity bases adjacent to every power unit ordered.
3. Table height is 29" prior to adding levelers.
4. Laminates with simulated wood grain will run the length of the table and may or may not match up at seams.
5. Edge profiles come standard on outer edge of table; inner edges come standard as profile "AE" Eased Lineal.

Top Options: For Veneer Tops Only

Metal Inlay

For sizes 144" to 192"	Y/MNL/A2.....	\$6,503
For sizes 216" to 288"	Y/MNL/A3.....	\$6,908
For sizes 312" to 360"	Y/MNL/A4.....	\$7,235

Two Tone Stain for All Sizes (requires metal inlay).....Y/TTS/PRES \$5,278

Base Options:

Plinth Base

For sizes 144" to 192"	Y/BX6/A5.....	\$2,703
For sizes 216" to 288"	Y/BX6/A6.....	\$3,3243
For sizes 312" to 360"	Y/BX6/A7.....	\$3,641

Traditional Base Molding Traditional Base Molding (available veneer only)..... Y/BX8 Not Available

Reveal


For sizes 144" to 192"	Y/BX10/A4	\$2,950
For sizes 216" to 288"	Y/BX10/A5	\$3,501
For sizes 312" to 360"	Y/BX10/A6	\$3,811

Example for How to Order

For edge profiles, finishes and options, see pages 5-10.

1. Model Number	2. Edge Code	3. Wood Finish	4. Base Option	5. Power
Y/TPA/16836	AB	DW	Y/BX3	

SYMPOSIA® OPEN CENTER RECTANGLE PRESENTATION TABLES



Size	Model Number	Number of Seats	WOOD EDGES	LAMINATE
			AA, AB, AD, AE, AL, AO, AP, AQ, AR, AS, AX, AZ	LV, LS
			List Price	List Price
30" Deep				
132" L X 132" W	Y/TPR/13230	14-16	\$35,687	\$23,212
162" L X 132" W	Y/TPR/16230	16-18	\$40,352	\$25,363
192" L X 132" W	Y/TPR/19230	18-20	\$45,301	\$30,137
222" L X 132" W	Y/TPR/22230	20-22	\$50,088	\$32,287
252" L X 132" W	Y/TPR/25230	22-24	\$55,558	\$36,774
282" L X 132" W	Y/TPR/28230	24-26	\$60,271	\$39,212
312" L X 132" W	Y/TPR/31230	26-28	\$65,779	\$43,985
342" L X 132" W	Y/TPR/34230	28-30	\$69,813	\$46,136
372" L X 132" W	Y/TPR/37230	30-32	\$75,338	\$50,910
402" L X 132" W	Y/TPR/40230	32-34	\$81,253	\$53,061
36" Deep				
132" L X 132" W	Y/TPR/13236	14-16	\$36,901	\$26,882
162" L X 132" W	Y/TPR/16236	16-18	\$41,467	\$29,568
192" L X 132" W	Y/TPR/19236	18-20	\$47,141	\$35,191
222" L X 132" W	Y/TPR/22236	20-22	\$52,392	\$37,874
252" L X 132" W	Y/TPR/25236	22-24	\$58,446	\$43,491
282" L X 132" W	Y/TPR/28236	24-26	\$63,450	\$46,183
312" L X 132" W	Y/TPR/31236	26-28	\$71,020	\$51,800
342" L X 132" W	Y/TPR/34236	28-30	\$73,467	\$54,484
372" L X 132" W	Y/TPR/37236	30-32	\$79,209	\$60,106
402" L X 132" W	Y/TPR/40236	32-34	\$85,958	\$62,792

EDGE PROFILE CODES

Wood				Laminate	
AB		AL		AA	
AO		AR		AD	
AP		AZ		AQ	
			AS		
				LV	
				LS	

General Specifications:

1. Tabletops are 1-3/16" thick. Edges are NII construction joinery.
2. Access doors come standard on all Symposia Infinity bases adjacent to every power unit ordered.
3. Table height is 29" prior to adding levelers.
4. Laminates with simulated wood grain will run the length of the table and may or may not match up at seams.

5. Edge profiles come standard on outer edge of table; inner edges come standard as profile “AE” Eased Lineal.

Top Options: For Veneer Tops Only

Metal Inlay

For sizes 120" to 222".....	Y/MNL/A5.....	\$5,963
For sizes 240" to 342".....	Y/MNL/A6.....	\$6,145
For sizes 360" to 462".....	Y/MNL/A7.....	\$6,327

Two Tone Stain for All Sizes (requires metal inlay)	Y/TTS/PRES.....	\$5,278
--	-----------------	---------

Base Options:

Plinth Base

For sizes 120" to 222".....	Y/BX6/A8.....	\$2,375
For sizes 240" to 342".....	Y/BX6/A9.....	\$2,639
For sizes 360" to 462".....	Y/BX6/A10.....	\$2,903

Traditional Base Molding (available veneer only)

For sizes 120" to 222".....	Y/BX8/A4.....	\$4,087
For sizes 240" to 342".....	Y/BX8/A5.....	\$4,838
For sizes 360" to 462".....	Y/BX8/A6.....	\$5,588

Reveal


For sizes 120" to 222".....	Y/BX10/A7.....	\$2,844
For sizes 240" to 342".....	Y/BX10/A8.....	\$3,021
For sizes 360" to 462".....	Y/BX10/A9.....	\$3,202

Example for How to Order

For edge profiles, finishes and options, see pages 5-10.

1. Model Number	2. Edge Code	3. Wood Finish	4. Base Option	5. Power
Y/TPA/16836	AB	DW	Y/BX3	

SYMPOSIA® U-SHAPE PRESENTATION TABLES



Connector Table

Size	Model Number	Number of Seats	WOOD EDGES	LAMINATE
			AA, AB, AD, AE, AL, AO, AP, AQ, AR, AS, AX, AZ	LV, LS
Size	Model Number	Number of Seats	List Price	List Price
30" Deep				
120" L X 132" W	Y/TPU/12030	10-12	\$27,976	\$21,869
150" L X 132" W	Y/TPU/15030	12-14	\$33,823	\$27,250
180" L X 132" W	Y/TPU/18030	14-16	\$39,816	\$32,738
210" L X 132" W	Y/TPU/21030	16-18	\$44,917	\$37,646
240" L X 132" W	Y/TPU/24030	18-20	\$50,954	\$43,212
270" L X 132" W	Y/TPU/27030	20-22	\$56,392	\$48,316
300" L X 132" W	Y/TPU/30030	22-24	\$61,819	\$53,688
330" L X 132" W	Y/TPU/33030	24-26	\$69,207	\$59,581
360" L X 132" W	Y/TPU/36030	26-28	\$74,272	\$64,676
390" L X 132" W	Y/TPU/39030	28-30	\$78,699	\$69,068
36" Deep				
120" L X 132" W	Y/TPU/12036	10-12	\$29,617	\$25,345
150" L X 132" W	Y/TPU/15036	12-14	\$35,692	\$33,366
180" L X 132" W	Y/TPU/18036	14-16	\$41,405	\$36,765
210" L X 132" W	Y/TPU/21036	16-18	\$46,939	\$41,852
240" L X 132" W	Y/TPU/24036	18-20	\$53,094	\$47,791
270" L X 132" W	Y/TPU/27036	20-22	\$58,318	\$53,074
300" L X 132" W	Y/TPU/30036	22-24	\$64,267	\$58,815
330" L X 132" W	Y/TPU/33036	24-26	\$70,820	\$64,888
360" L X 132" W	Y/TPU/36036	26-28	\$75,692	\$70,353
390" L X 132" W	Y/TPU/39036	28-30	\$81,022	\$74,926
Connector Table				
30"	Y/TRU/07230	2-3	\$5,096	\$4,322
36"	Y/TRU/07236	2-3	\$5,310	\$4,781

EDGE PROFILE CODES

Wood				Laminate	
AB		AL		AA	
AO		AR		AD	
AP		AZ		AQ	
			AS		
				LV	
				LS	

General Specifications:

1. Tabletops are 1-3/16" thick. Edges are NII construction joinery.
2. Access doors come standard on all Symposia Infinity bases adjacent to every power unit ordered.
3. Table height is 29" prior to adding levelers.
4. Laminates with simulated wood grain will run the length of the table and may or may not match up at seams.
5. Edge profiles come standard on outer edge of table; inner edges come standard as profile "AE" Eased Lineal.
6. Connector table comes standard with 5" panel bases with non-locking concealed casters.

Top Options: For Veneer Tops Only

Metal Inlay for Sizes 120" to 222".....	Y/MNL/A5.....	\$5,963
Two Tone Stain for All Sizes.....	Y/TTS/PRES.....	\$5,278

Base Options:

Plinth Base

For sizes 120" to 222".....	Y/BX6/A8.....	\$2,375
For sizes 240" to 342".....	Y/BX6/A9.....	\$2,639
For sizes 360" to 462".....	Y/BX6/A10.....	\$2,903

Traditional Base Molding (available veneer only)

For sizes 120" to 222".....	Y/BX8/A4.....	\$4,087
For sizes 240" to 342".....	Y/BX8/A5.....	\$4,838
For sizes 360" to 462".....	Y/BX8/A6.....	\$5,588

Reveal


For sizes 120" to 222".....	Y/BX10/A7.....	\$2,844
For sizes 240" to 342".....	Y/BX10/A8.....	\$3,021
For sizes 360" to 462".....	Y/BX10/A9.....	\$3,202

Example for How to Order

For edge profiles, finishes and options, see pages 5-10.















1. Model Number	2. Edge Code	3. Wood Finish	4. Base Option	5. Power
Y/TPA/16836	AB	DW	Y/BX3	

SYMPOSIA® ARC U-SHAPE PRESENTATION TABLES



Size	Model Number	Number of Seats	WOOD EDGES	LAMINATE
			AA, AB, AD, AE, AL, AO, AP, AQ, AR, AS, AX, AZ	LV, LS
			List Price	List Price
30" Deep (90" Wide Head End)				
120" L X 104" W	Y/TPD/12030	9-10	\$32,879	\$26,051
150" L X 116" W	Y/TPD/15030	10-12	\$41,148	\$32,017
180" L X 116" W	Y/TPD/18030	12-14	\$46,410	\$37,427
210" L X 133" W	Y/TPD/21030	14-15	\$53,416	\$42,626
240" L X 133" W	Y/TPD/24030	16-17	\$60,101	\$48,583
270" L X 154" W	Y/TPD/27030	18-19	\$67,463	\$54,277
300" L X 154" W	Y/TPD/30030	20-21	\$73,084	\$59,893
330" L X 179" W	Y/TPD/33030	22-23	\$82,382	\$66,355
360" L X 179" W	Y/TPD/36030	24-25	\$88,329	\$71,763
390" L X 211" W	Y/TPD/39030	26-27	\$95,232	\$77,322
36" Deep (90" Wide Head End)				
120" L X 104" W	Y/TPD/12036	8-9	\$34,615	\$27,995
150" L X 116" W	Y/TPD/15036	10-11	\$42,540	\$33,382
180" L X 116" W	Y/TPD/18036	12-13	\$47,040	\$38,979
210" L X 133" W	Y/TPD/21036	14-15	\$56,111	\$44,992
240" L X 133" W	Y/TPD/24036	16-17	\$63,005	\$51,044
270" L X 154" W	Y/TPD/27036	18-19	\$70,512	\$56,882
300" L X 154" W	Y/TPD/30036	20-21	\$76,334	\$62,613
330" L X 179" W	Y/TPD/33036	22-23	\$85,217	\$69,116
360" L X 179" W	Y/TPD/36036	24-25	\$91,223	\$74,643
390" L X 211" W	Y/TPD/39036	26-27	\$98,250	\$80,352

EDGE PROFILE CODES

Wood				Laminate	
AB 	AL 	AA 	AX 	LV 	
AO 	AR 	AD 	AE 	LS 	
AP 	AZ 	AQ 			
	AS 				

General Specifications:

1. Tabletops are 1-3/16" thick. Edges are NII construction joinery.
2. Access doors come standard on all Symposia Infinity bases adjacent to every power unit ordered.
3. Table height is 29" prior to adding levelers.
4. Laminates with simulated wood grain will run the length of the table and may or may not match up at seams.
5. Edge profiles come standard on outer edge of table; inner edges come standard as profile "AE" Eased Lineal.

Top Options: For Veneer Tops Only

Top Options: For Veneer Tops Only

Metal Inlay

For sizes 120" to 222"	/MNL/A5	\$5,963
For sizes 240" to 342"	Y/MNL/A6	\$6,145
For sizes 360" to 462"	Y/MNL/A7	\$6,327

Two Tone Stain for All Sizes (requires metal inlay).....Y/TTS/PRES.....\$5,278

Base Options:

Plinth Base

For sizes 120" to 222"	Y/BX6/A8.....	\$2,375
For sizes 240" to 342"	Y/BX6/A9.....	\$2,639
For sizes 360" to 462"	Y/BX6/A10.....	\$2,903

Traditional Base Molding (available veneer only)Y/BX8.....Not Available

Reveal


For sizes 120" to 222"	Y/BX10/A7	\$2,844
For sizes 240" to 342"	Y/BX10/A8	\$3,021
For sizes 360" to 462"	Y/BX10/A9	\$3,202

Example for How to Order

For edge profiles, finishes and options, see pages 5-10.

1. Model Number	2. Edge Code	3. Wood Finish	4. Base Option	5. Power
Y/TPA/16836	AB	DW	Y/BX3	

SYMPOSIA® V-SHAPE PRESENTATION TABLES



Size	Model Number	Number of Seats	WOOD EDGES	LAMINATE
			AA, AB, AD, AE, AL, AO, AP, AQ, AR, AS, AX, AZ	LV, LS
Size	Model Number	Number of Seats	List Price	List Price
30" Deep (66" Wide Head End)				
120" L X 109 W	Y/TPV/12030	7-9	\$24,549	\$14,946
150" L X 120" W	Y/TPV/15030	9-11	\$29,800	\$17,247
180" L X 131" W	Y/TPV/18030	11-13	\$35,055	\$21,711
210" L X 141" W	Y/TPV/21030	13-15	\$39,466	\$24,017
240" L X 152" W	Y/TPV/24030	15-17	\$45,476	\$28,477
270" L X 163" W	Y/TPV/27030	17-19	\$49,262	\$30,777
300" L X 174" W	Y/TPV/30030	19-21	\$55,832	\$35,240
330" L X 185" W	Y/TPV/33030	21-23	\$62,172	\$37,541
360" L X 195" W	Y/TPV/36030	23-25	\$65,169	\$42,005
390" L X 206" W	Y/TPV/39030	25-27	\$69,709	\$44,307
36" Deep (66" Wide Head End)				
120" L X 109" W	Y/TPV/12036	7-9	\$26,476	\$17,832
150" L X 120" W	Y/TPV/15036	9-11	\$31,736	\$20,583
180" L X 131" W	Y/TPV/18036	11-13	\$36,999	\$25,490
210" L X 141" W	Y/TPV/21036	13-15	\$41,503	\$28,241
240" L X 152" W	Y/TPV/24036	15-17	\$47,575	\$33,147
270" L X 163" W	Y/TPV/27036	17-19	\$51,438	\$35,895
300" L X 174" W	Y/TPV/30036	19-21	\$58,201	\$40,806
330" L X 185" W	Y/TPV/33036	21-23	\$64,661	\$43,554
360" L X 195" W	Y/TPV/36036	23-25	\$67,632	\$48,462
390" L X 206" W	Y/TPV/39036	25-27	\$72,250	\$51,212

EDGE PROFILE CODES

Wood				Laminate	
AB	AL	AA	AX	LV	
AO	AR	AD	AE	LS	
AP	AZ	AQ	AS		

General Specifications:

1. Tabletops are 1-3/16" thick. Edges are NII construction joinery.
2. Access doors come standard on all Symposia Infinity bases adjacent to every power unit ordered.
3. Table height is 29" prior to adding levelers.
4. Laminates with simulated wood grain will run the length of the table and may or may not match up at seams.

5. Edge profiles come standard on outer edge of table; inner edges come standard as profile "AE" Eased Lineal.

Top Options: For Veneer Tops Only

Metal Inlay

For sizes 120" to 222"/MNL/A5..... \$5,963
 For sizes 240" to 342"Y/MNL/A6..... \$6,145
 For sizes 360" to 462"Y/MNL/A7..... \$6,327

Two Tone Stain for All Sizes (requires metal inlay).....Y/TTS/PRES..... \$5,278

Base Options:

Plinth Base

For sizes 120" to 222"Y/BX6/A8..... \$2,375
 For sizes 240" to 342"Y/BX6/A9..... \$2,639
 For sizes 360" to 462"Y/BX6/A10..... \$2,903

Traditional Base Molding (available veneer only)

For sizes 120" to 222"Y/BX8/A4..... \$4,087
 For sizes 240" to 342"Y/BX8/A5..... \$4,838
 For sizes 360" to 462"Y/BX8/A6..... \$5,588

Reveal

For sizes 120" to 222"Y/BX10/A7..... \$2,844
 For sizes 240" to 342"Y/BX10/A8..... \$3,020
 For sizes 360" to 462"Y/BX10/A9..... \$3,202

Example for How to Order

For edge profiles, finishes and options, see pages 5-10.

1. Model Number	2. Edge Code	3. Wood Finish	4. Base Option	5. Power
Y/TPA/16836	AB	DW	Y/BX3	

SYMPOSIA® ARC V-SHAPE PRESENTATION TABLES



Size	Model Number	Number of Seats	WOOD EDGES	LAMINATE
			AA, AB, AD, AE, AL, AO, AP, AQ, AR, AS, AX, AZ	LV, LS
Size	Model Number	Number of Seats	List Price	List Price
30" Deep (66" Wide Head End)				
120" L X 119" W	Y/TPE/12030	7-9	\$32,156	\$25,643
150" L X 131" W	Y/TPE/15030	9-11	\$40,336	\$31,582
180" L X 144" W	Y/TPE/18030	11-13	\$45,687	\$37,019
210" L X 156" W	Y/TPE/21030	13-15	\$52,475	\$42,295
240" L X 170" W	Y/TPE/24030	15-17	\$59,607	\$48,276
270" L X 186" W	Y/TPE/27030	17-19	\$66,857	\$54,023
300" L X 202" W	Y/TPE/30030	19-21	\$72,305	\$59,637
330" L X 218" W	Y/TPE/33030	21-23	\$81,731	\$66,099
36" Deep (66" Wide Head End)				
120" L X 119" W	Y/TPE/12036	7-9	\$33,603	\$27,273
150" L X 131" W	Y/TPE/15036	9-11	\$42,640	\$32,665
180" L X 144" W	Y/TPE/18036	11-13	\$45,953	\$38,170
210" L X 156" W	Y/TPE/21036	13-15	\$54,636	\$44,063
240" L X 170" W	Y/TPE/24036	15-17	\$61,832	\$50,045
270" L X 186" W	Y/TPE/27036	17-19	\$69,166	\$55,790
300" L X 202" W	Y/TPE/30036	19-21	\$74,678	\$61,403
330" L X 218" W	Y/TPE/33036	21-23	\$83,730	\$67,863

EDGE PROFILE CODES

Wood				Laminate	
AB	AL	AA	AX	LV	
AO	AR	AD	AE	LS	
AP	AZ	AQ			
		AS			

General Specifications:

1. Tabletops are 1-3/16" thick. Edges are NII construction joinery.
2. Access doors come standard on all Symposia Infinity bases adjacent to every power unit ordered.
3. Table height is 29" prior to adding levelers.
4. Laminates with simulated wood grain will run the length of the table and may or may not match up at seams.
5. Edge profiles come standard on outer edge of table; inner edges come standard as profile "AE" Eased Lineal.

Top Options: For Veneer Tops Only

Metal Inlay

For sizes 120" to 222"/MNL/A5..... \$5,963
 For sizes 240" to 360"Y/MNL/A6..... \$6,145

Two Tone Stain for All Sizes (requires metal inlay).....Y/TTS/PRES..... \$5,278

Base Options:

Plinth Base

For sizes 120" to 222"Y/BX6/A8..... \$2,375
 For sizes 240" to 360"Y/BX6/A9..... \$2,639

Traditional Base Molding (available veneer only)Y/BX8..... Not Available

Reveal


For sizes 120" to 222"Y/BX10/A7..... \$2,804
 For sizes 240" to 360"Y/BX10/A8..... \$3,021

Example for How to Order

For edge profiles, finishes and options, see pages 5-10.

1. Model Number	2. Edge Code	3. Wood Finish	4. Base Option	5. Power
Y/TPA/16836	AB	DW	Y/BX3	

SYMPOSIA® WIDE U PRESENTATION TABLES



Size	Model Number	Number of Seats	WOOD EDGES	LAMINATE
			AA, AB, AD, AE, AL, AO, AP, AQ, AR, AS, AX, AZ	LV, LS
			List Price	List Price
30" Deep				
120" L X 84" W	Y/TPW/12030	7-8	\$24,790	\$18,437
150" L X 84" W	Y/TPW/15030	8-9	\$29,434	\$23,264
180" L X 84" W	Y/TPW/18030	9-10	\$33,455	\$26,742
210" L X 84" W	Y/TPW/21030	10-11	\$37,914	\$31,382
240" L X 84" W	Y/TPW/24030	11-12	\$41,870	\$34,404
270" L X 84" W	Y/TPW/27030	12-13	\$46,349	\$39,287
300" L X 84" W	Y/TPW/30030	13-14	\$50,340	\$42,070
330" L X 84" W	Y/TPW/33030	14-15	\$55,597	\$47,834
360" L X 84" W	Y/TPW/36030	15-16	\$59,034	\$50,367
390" L X 84" W	Y/TPW/39030	16-17	\$62,727	\$56,358
36" Deep				
120" L X 84" W	Y/TPW/12036	7-8	\$26,666	\$20,958
150" L X 84" W	Y/TPW/15036	8-9	\$31,390	\$25,385
180" L X 84" W	Y/TPW/18036	9-10	\$35,413	\$29,282
210" L X 84" W	Y/TPW/21036	10-11	\$39,921	\$33,470
240" L X 84" W	Y/TPW/24036	11-12	\$43,918	\$36,987
270" L X 84" W	Y/TPW/27036	12-13	\$48,429	\$41,345
300" L X 84" W	Y/TPW/30036	13-14	\$52,490	\$44,692
330" L X 84" W	Y/TPW/33036	14-15	\$57,768	\$49,852
360" L X 84" W	Y/TPW/36036	15-16	\$61,245	\$53,020
390" L X 84" W	Y/TPW/39036	16-17	\$64,990	\$56,999

EDGE PROFILE CODES

Wood				Laminate	
AB	AL	AA	AX	LV	
AO	AR	AD	AE	LS	
AP	AZ	AQ	AS		

General Specifications:

1. Tabletops are 1-3/16" thick. Edges are NII construction joinery.
2. Access doors come standard on all Symposia Infinity bases adjacent to every power unit ordered.
3. Table height is 29" prior to adding levelers.
4. Laminates with simulated wood grain will run the length of the table and may or may not match up at seams.
5. Edge profiles come standard on outer edge of table; inner edges come standard as profile "AE" Eased Lineal.

Top Options: For Veneer Tops Only

Metal Inlay

For sizes 120" to 222"	/MNL/A5.....	\$5,963
For sizes 240" to 342"	Y/MNL/A6.....	\$6,145
For sizes 360" to 462"	Y/MNL/A7.....	\$6,327

Two Tone Stain for All Sizes (requires metal inlay).....Y/TTS/PRES..... \$5,278

Base Options:

Plinth Base

For sizes 120" to 222"	Y/BX6/A8.....	\$2,375
For sizes 240" to 342"	Y/BX6/A9.....	\$2,639
For sizes 360" to 462"	Y/BX6/A10.....	\$2,903

Traditional Base Molding (available veneer only)

For sizes 120" to 222"	Y/BX8/A4.....	\$4,089
For sizes 240" to 342"	Y/BX8/A5.....	\$4,838
For sizes 360" to 462"	Y/BX8/A6.....	\$5,588

Reveal


For sizes 120" to 222"	Y/BX10/A7.....	\$2,844
For sizes 240" to 342"	Y/BX10/A8.....	\$3,021
For sizes 360" to 462"	Y/BX10/A9.....	\$3,202

Example for How to Order

For edge profiles, finishes and options, see pages 5-10.

1. Model Number	2. Edge Code	3. Wood Finish	4. Base Option	5. Power
Y/TPA/16836	AB	DW	Y/BX3	

SYMPOSIA® ARC WIDE U PRESENTATION TABLES



Size	Model Number	Number of Seats	WOOD EDGES	LAMINATE
			AA, AB, AD, AE, AL, AO, AP, AQ, AR, AS, AX, AZ	LV, LS
30" Deep (78" Long Straight Wings)				
120" L X 82" W	Y/TPF/12030	7-8	\$28,256	\$21,662
150" L X 84" W	Y/TPF/15030	8-9	\$32,676	\$26,249
180" L X 87" W	Y/TPF/18030	9-10	\$38,634	\$31,091
210" L X 90" W	Y/TPF/21030	10-11	\$42,848	\$35,474
240" L X 94" W	Y/TPF/24030	11-12	\$48,367	\$40,123
270" L X 98" W	Y/TPF/27030	12-13	\$52,875	\$44,859
300" L X 103" W	Y/TPF/30030	13-14	\$58,826	\$49,615
30" L X 108" W	Y/TPF/33030	14-15	\$63,820	\$54,805
360" L X 114" W	Y/TPF/36030	15-16	\$69,562	\$59,176
390" L X 121" W	Y/TPF/39030	16-17	\$74,032	\$66,372
36" Deep (78" Long Straight Wings)				
120" L X 82" W	Y/TPF/12036	7-8	\$30,143	\$24,170
150" L X 84" W	Y/TPF/15036	8-9	\$34,545	\$28,256
180" L X 87" W	Y/TPF/18036	9-10	\$40,508	\$33,530
210" L X 90" W	Y/TPF/21036	10-11	\$44,760	\$37,445
240" L X 94" W	Y/TPF/24036	11-12	\$50,366	\$42,617
270" L X 98" W	Y/TPF/27036	12-13	\$54,876	\$46,828
300" L X 103" W	Y/TPF/30036	13-14	\$60,840	\$52,148
330" L X 108" W	Y/TPF/33036	14-15	\$65,474	\$56,734
360" L X 114" W	Y/TPF/36036	15-16	\$71,407	\$61,740
390" L X 121" W	Y/TPF/39036	16-17	\$75,764	\$68,268

EDGE PROFILE CODES

Wood				Laminate	
AB		AL		AA	
AO		AR		AD	
AP		AZ		AQ	
			AS		
				LV	
				LS	

General Specifications:

1. Tabletops are 1-3/16" thick. Edges are NII construction joinery.
2. Access doors come standard on all Symposia Infinity bases adjacent to every power unit ordered.
3. Table height is 29" prior to adding levelers.

- 4. Laminates with simulated wood grain will run the length of the table and may or may not match up at seams.
- 5. Edge profiles come standard on outer edge of table; inner edges come standard as profile "AE" Eased Lineal.

Top Options: For Veneer Tops Only

Metal Inlay

For sizes 120" to 222"	/MNL/A5.....	\$5,963
For sizes 240" to 342"	Y/MNL/A6.....	\$6,145
For sizes 360" to 462"	Y/MNL/A7.....	\$6,327

Two Tone Stain for All Sizes (requires metal inlay).....Y/TTS/PRES..... \$5,278

Base Options:

Plinth Base

For sizes 120" to 222"	Y/BX6/A8.....	\$2,375
For sizes 240" to 342"	Y/BX6/A9.....	\$2,639
For sizes 360" to 462"	Y/BX6/A10.....	\$2,903

Traditional Base Molding (available veneer only)Y/BX8..... Not Available

Reveal

For sizes 120" to 222"	Y/BX10/A7.....	\$2,844
For sizes 240" to 342"	Y/BX10/A8.....	\$3,021
For sizes 360" to 462"	Y/BX10/A9.....	\$3,202

Example for How to Order:

1. Model Number	2. Edge Code	3. Wood Finish	4. Base Option	5. Power
Y/TPA/16836	AB	DW	Y/BX3	

SYMPOSIA® PRESENTATION TABLE POWER, VOICE AND DATA


Symposia Presentation table technology is always the best solution because it is YOUR solution. It is as easy as determining the power, voice, data and AV requirements and then selecting the power components to fit those requirements. The power unit placement on Symposia Presentation tables is pre-determined, taking the guess work out of PVD. The power unit placement is preconfigured to comfortably accommodate two people per power unit. Typical spacing from one unit to another is on-center every 60 inches. Simply contact customer service to specify any custom placements. The ability to mix and match power units with grommets and the locations provides limitless possibilities.



The Infinity Base is specifically designed to allow all of the power and technology to be installed prior to the tabletop being attached. The tabletop is placed on the Infinity base system after the technology integration is complete. This prevents damage to the tabletop attributable to third party contractors.



Every Infinity Base comes standard with a hinged access door which provides easy access during installation and for future maintenance. When power is ordered, the Infinity base will automatically be configured with a hinged access door adjacent to every power unit.



The interior of the Infinity Base offers multiple heights for wire management as well as a spacious hollow interior for CPU storage, AV amplifiers/equipment and unimpeded core drill access. Cutouts in the bottom of the base are located directly below the power units for easy floor core access.

Nevers Meeting Link™ (Available on Wood and Laminate tops only)

The Link Between Furniture and Technology



Preconfigured Meeting Link™ System 5
Technology Center Dimensions: 12"L x 4"W

Number of Technology Centers	Model Number	Electronic Outlets	Decora Size Cutouts	List Price
1	R/PV5/01	2	4	\$1,072
2	R/PV5/02	4	8	\$2,144
3	R/PV5/03	6	12	\$3,215
4	R/PV5/04	8	16	\$4,287
5	R/PV5/05	10	20	\$5,359
6	R/PV5/06	12	24	\$6,431
7	R/PV5/07	14	28	\$7,503
8	R/PV5/08	16	32	\$8,575
9	R/PV5/09	18	36	\$9,646
10	R/PV5/10	20	40	\$10,718

Please Specify:

Door Finish: Metal
Metal Color: Silver or Black
Infeed Type: Plug, Hardwire or City of Chicago

Features:

Hinged metal door pre-installed into tabletop, door available in metal or veneer finish; UL Listed, non- sequential daisy chaining system; spacious concealed metal trough allows for wire storage; Extron MAAP plate compatible; ability for power outlets to underside of table.

Meeting Link Add-Ons

The number of outlets referenced above are accessible through the tabletop access doors. If more outlets are needed, additional duplex receptacles can be ordered and easily installed in the power blocks on the outside of the channel beneath the tabletop.

Duplex Receptacles

		Circuit I	Circuit II	Circuit III
Model #	Product Code	01	02	03
R/DUP/_____		\$24	\$24	\$24

Power In-Feed

		Single Circuit	Hardwire Multi Circuit
Model #	Product Code	01	02
R/PIF/_+_____		\$220	\$220

For light duty and heavy-duty IT/AV snap-in plate options, please see page 59.

SYMPOSIA® PRESENTATION TABLE POWER, VOICE AND DATA

The Link Between Furniture and Technology

Power Centers (Available on All tops)



Power Center 3:


Technology Unit Dimensions: 8-5/16"L x 4-7/16"W

Number of Technology Centers	Model Number	Electronic Outlets	Decora Size Cutouts	List Price
1	R/PC3/01	2	2	\$632

Features:

Flush mounted; Flip-up lid with one touch open and close; 6' grounded cord with plug; UL Listed and CSA Certified. Only available in silver.

*Daisy chaining units, hardwired units and longer cords available, please contact customer service for pricing 800.242.2443.



Power Center 4

Technology Unit Dimensions: 5-1/4"L x 4-1/4"W

Number of Technology Centers	Model Number	Electronic Outlets	Decora Size Cutouts	List Price
1	R/PC4/AA	2	0	\$502
1	R/PC4/BB	1	1	\$545

Please Specify:

Color: Black, Silver, Brass or Bronze

Features:

Flush mounted; lid with one touch open and close; 6' grounded cord with plug; UL Listed and CSA Certified.

*Daisy chaining units, hardwired units and longer cords available, please contact customer service for pricing 800.242.2443.



Power Center 6

Technology Unit Dimensions: 5-5/8"L x 3-3/8"W

Number of Technology Centers	Model Number	Electronic Outlets	Decora Size Cutouts	List Price
1	R/PC6/AA	2	0	\$557
1	R/PC6/BB	2	2	\$657
1	R/PC6/CC	2	3	\$768

Please Specify:

Color: Black, Brushed Stainless, Brushed Aluminum or Silver

Features:

Flush mounted; Hinged lid; (1) external auxiliary simplex outlet on bottom; 6' grounded cord with plug; UL Listed and CSA Certified.

*Daisy chaining units, hardwired units and longer cords available, please contact customer service for pricing 800.242.2443.

Additional Components

2" Black Plastic Grommet



Model #	List Price
R/GRM	\$142

2" Metal Grommet



		Matte Black	Satin Chrome	Polished Brass
Model #	Product Code	01	02	03
R/GMM/_____		\$233	\$233	\$264

Active USB Charging Port Plate



Model #	List Price
R/USB	\$434

Cutout for Customer Supplied Power Unit

Model #	Price
R/CUT	\$293

Cutout for Customer Supplied Microphone

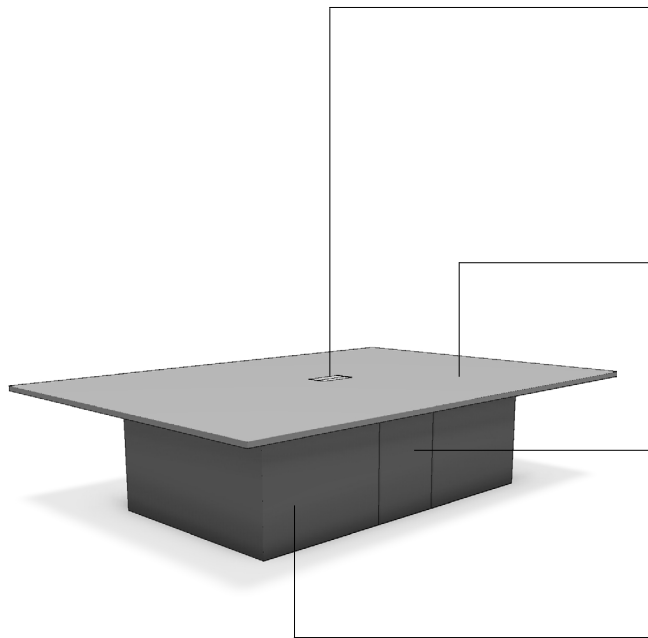
Model #	Price
R/MIC	\$205

For additional options like:

Electronic Monitor Lifts & Polycom Storage, Contact Customer Service at 800.242.2443



SYMPOSIA® CONFERENCE TABLES



POWER, VOICE AND DATA

The Infinity Base is specifically designed to allow all of the power and technology to be installed prior to the tabletop being attached. The interior of the Infinity Base offers multiple heights for wire management as well as a spacious hollow interior for CPU storage, AV Amplifiers/equipment and unimpeded core drill access. Nevers offers a wide variety of PVD options and the flexibility to incorporate your AV provider's microphones and technology.

THE TABLETOP

Symposia conference tables are built using 1-3/16" thick core and a variety of edge profiles. Tables are available in a variety of shapes, sizes, materials and finishes. Veneer tables are always sequenced and book matched to maximize the beauty of natural wood grain. Our finishes are hand applied and hand sanded.

THE ACCESS DOOR

Every Infinity Base comes standard with a hinged access door which provides easy access to the hollow interior of the base. When power is ordered, the Infinity base will automatically be configured with an additional access door adjacent to every power unit.

THE INFINITY BASE

The shape of the Infinity Base echoes the shape of the tabletop for elegant continuity of design. The base's engineering allows a generous 20" of clear leg room at each end and 18" along the sides while supporting the table without a single projecting base. The base is full height from the underside of the table to the levelers at the finished floor, which graciously performs as a modesty panel for everyone seated at the table.

Planning Considerations

1. Select a Table Shape.

Things to Consider:

- How is the room used? Some suggestions: staff meetings = boat shape, open discussions/ brain storming = round shape, presentations/video conferencing = viewpoint shape.
- What is the shape of the room? The table could compliment or contrast the room shape.
- What style is the room? A rectangle shape fits the linear lines of modern styling, while a racetrack shape fits the soft lines of traditional styling.

2. Select a Table Size. (length and width)

Things to Consider:

- How many people does the table need to sit? Every table has the recommended functional seating predetermined. The functional seating number is based on 30" spacing per person.
- How large is the room? A good thing to keep in mind is the ADA guideline 4.2.1 requiring a minimum of 36" continuous clear space for clear passage.

3. Select the edge profile and any tabletop or base upgrade options.

- See pages 8 and 9 for upgrade options.

4. Select the Wood Species and Finish.

Things to Consider:

- What type of graining is desired? Cherry and oak naturally have cathedrals with dramatic graining. Maple and mahogany typically have tighter graining.
- What type of natural coloring is desired? Yellow and tan tones can be found in maple and ash, brownish-yellow tones can be found in oak and cherry, mahogany tones are reddish-brown and walnut tones are brown.

5. Select Power/Data/Voice. (if needed)

- See pages 56-61 for power offerings.

SYMPOSIA® CONFERENCE TABLES

Symposia Conference tables are exquisitely beautiful and agile. The tables are offered in sinuous and angular geometric options, with wood, metal, and laminate materials available for an unlimited collection of design versatility. The Infinity bases are specifically designed to provide luxurious leg room, multi-level wire management and elegant full-length modesty panel.



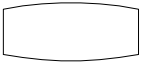
Round Tables..... Pages 41



Rectangle Tables..... Pages 42 - 43



Arc Rectangle Tables..... Pages 44 - 45



Boat Tables..... Pages 46 - 47



Arc Boat Tables..... Pages 48 - 49



Racetrack Tables..... Pages 50 - 51



Viewpoint Tables Pages 52 - 53

SYMPOSIA® ROUND CONFERENCE TABLES



Size	Model Number	Number of Seats	WOOD EDGES	LAMINATE
			AA, AB, AD, AE, AL, AO, AP, AQ, AR, AS, AX, AZ	LV, LS
84"	Y/TCA/08400	8-9	List Price	List Price
96"	Y/TCA/9600	9-10	\$16,328	\$8,166
108"	Y/TCA/10800	10-11	\$21,751	\$11,936
120"	Y/TCA/12000	11-12	\$26,026	\$15,918
			\$30,956	\$20,118

EDGE PROFILE CODES

Wood				Laminate	
AB	AL	AA	AX	LV	
AO	AR	AD	AE	LS	
AP	AZ	AQ			
		AS			

General Specifications

1. Tabletops are 1-3/16" thick. Edges are NII construction joinery.
2. Access doors come standard on all Symposia Infinity bases adjacent to every power unit ordered.
3. Table height is 29" prior to adding levelers.
4. Laminates with simulated wood grain will run the length of the table and may or may not match up at seams.

Top Options: For Veneer Tops Only

Starburst Pattern

Full top on 84" tables.....	Y/SBE/084	Priced Upon Request
Full top on 96" tables.....	Y/SBE/096	Priced Upon Request
Full top on 108" tables.....	Y/SBE/108.....	Priced Upon Request
Full top on 120" tables.....	Y/SBE/120.....	Priced Upon Request

Metal Inlay for All Sizes.....Y/MNL/A1..... \$3,401

Two Tone Stain for All Sizes (requires metal inlay).....Y/TTS/CONF..... \$2,639

Base Options:

Plinth Base for All Sizes.....Y/BX6/A1..... \$1,713

Traditional Base Molding (available veneer only).....Y/BX8..... Not Available

Reveal for All Sizes.....Y/BX10/A2..... \$1,789

Example for How to Order:

For edge profiles, finishes and options, see pages 5-10.

1. Model Number	2. Edge Code	3. Wood Finish	4. Base Option	5. Power
Y/TPA/16836	AB	DW	Y/BX3	

SYMPOSIA® RECTANGLE CONFERENCE TABLES



			WOOD EDGES	LAMINATE
			AA, AB, AD, AE, AL, AO, AP, AQ, AR, AS, AX, AZ	LV, LS
Size	Model Number	Number of Seats	List Price	List Price
72" Wide				
120"	Y/TCC/12072	10-12	\$15,231	\$11,235
144"	Y/TCC/14472	12-14	\$18,423	\$13,843
168"	Y/TCC/16872	14-16	\$21,934	\$17,205
192"	Y/TCC/19272	16-18	\$24,991	\$19,617
216"	Y/TCC/21672	18-20	\$28,007	\$22,628
240"	Y/TCC/24072	20-22	\$30,894	\$24,970
264"	Y/TCC/26472	22-24	\$34,515	\$28,600
288"	Y/TCC/28872	24-26	\$37,533	\$30,941
312"	Y/TCC/31272	26-28	\$40,323	\$34,136
84" Wide				
120"	Y/TCC/12084	12-14	\$17,258	\$12,861
144"	Y/TCC/14484	14-16	\$20,461	\$15,483
168"	Y/TCC/16884	16-18	\$23,845	\$18,847
192"	Y/TCC/19284	18-20	\$27,031	\$21,272
216"	Y/TCC/21684	20-22	\$30,022	\$24,283
240"	Y/TCC/24084	22-24	\$32,967	\$26,623
264"	Y/TCC/26484	24-26	\$36,609	\$30,268
288"	Y/TCC/28884	26-28	\$39,946	\$32,609
312"	Y/TCC/31284	28-30	\$42,863	\$35,819
336"	Y/TCC/33684	30-32	\$46,779	\$38,811
360"	Y/TCC/36084	32-34	\$49,145	\$40,935

EDGE PROFILE CODES

Wood				Laminate	
AB	AL	AA	AX	LV	
AO	AR	AD	AE	LS	
AP	AZ	AQ			
		AS			

General Specifications

1. Tabletops are 1-3/16" thick. Edges are NII construction joinery.
2. Access doors come standard on all Symposia Infinity bases adjacent to every power unit ordered.
3. Table height is 29" prior to adding levelers, depending upon tabletop material and thickness.
4. Laminates with simulated wood grain will run the length of the table and may or may not match up at seams.

Top Options: For Veneer Tops Only

Metal Inlay for All SizesY/MNL/A1..... \$3,401

Two Tone for All Sizes (requires metal inlay)Y/TTS/CONF..... \$2,639

Base Options:

Plinth Base

For sizes 120" to 192"Y/BX6/A2..... \$1,818

For sizes 216" to 288"Y/BX6/A3..... \$1,994

For sizes 312" to 360"Y/BX6/A4..... \$2,229

Traditional Base Molding (available veneer only)

For sizes 120" to 192"Y/BX8/A1..... \$2,094

For sizes 216" to 288"Y/BX8/A2..... \$2,434

For sizes 312" to 360"Y/BX8/A3..... \$2,668

Reveal

For sizes 120" to 192"Y/BX10/A1..... \$1,642

For sizes 216" to 288"Y/BX10/A2..... \$1,789

For sizes 312" to 360"Y/BX10/A3..... \$1,935

Example for How to Order

For edge profiles, finishes and options, see pages 5-10.

1. Model Number	2. Edge Code	3. Wood Finish	4. Base Option	5. Power
Y/TPA/16836	AB	DW	Y/BX3	

SYMPOSIA® ARC RECTANGLE CONFERENCE TABLES



Size	Model Number	Number of Seats	WOOD EDGES	LAMINATE
			AA, AB, AD, AE, AL, AO, AP, AQ, AR, AS, AX, AZ	LV, LS
72" Wide				
120"	Y/TCD/12072	10-12	\$16,026	\$11,689
144"	Y/TCD/14472	12-14	\$19,030	\$13,863
168"	Y/TCD/16872	14-16	\$21,364	\$16,360
192"	Y/TCD/19272	16-18	\$24,740	\$18,554
216"	Y/TCD/21672	18-20	\$27,950	\$21,897
240"	Y/TCD/24072	20-22	\$31,732	\$24,673
264"	Y/TCD/26472	22-24	\$35,492	\$28,518
288"	Y/TCD/28872	24-26	\$38,310	\$31,293
312"	Y/TCD/31272	26-28	\$42,538	\$35,354
84" Wide				
120"	Y/TCD/12084	12-14	\$17,601	\$13,053
144"	Y/TCD/14484	14-16	\$20,643	\$14,592
168"	Y/TCD/16884	16-18	\$23,381	\$17,572
192"	Y/TCD/19284	18-20	\$26,408	\$18,912
216"	Y/TCD/21684	20-22	\$29,230	\$22,763
240"	Y/TCD/24084	22-24	\$33,431	\$25,827
264"	Y/TCD/26484	24-26	\$37,213	\$30,652
288"	Y/TCD/28884	26-28	\$40,377	\$32,503
312"	Y/TCD/31284	28-30	\$44,205	\$36,518
336"	Y/TCD/33684	30-32	\$48,293	\$40,257

EDGE PROFILE CODES

Wood				Laminate	
AB	AL	AA	AX	LV	
AO	AR	AD	AE	LS	
AP	AZ	AQ	AS		

General Specifications

1. Tabletops are 1-3/16" thick. Edges are NII construction joinery.
2. Access doors come standard on all Symposia Infinity bases adjacent to every power unit ordered.
3. Table height is 29" prior to adding levelers.
4. Laminates with simulated wood grain will run the length of the table and may or may not match up at seams.

Top Options: For Veneer Tops Only

Metal Inlay for All SizesY/MNL/A1 \$3,401
 Two Tone Stain for all Sizes (requires metal inlay).....Y/TTS/CONF \$2,639

Base Options:

Plinth Base

For sizes 120" to 192"Y/BX6/A2 \$1,818
 For sizes 216" to 288"Y/BX6/A3 \$1,994
 For sizes 312" to 360"Y/BX6/A4 \$2,229

Traditional Base Molding (available veneer only)Y/BX8 Not Available

Reveal

For sizes 120" to 192"Y/BX10/A1..... \$1,642
 For sizes 216" to 288"Y/BX10/A2..... \$1,789
 For sizes 312" to 360"Y/BX10/A3 \$1,935

Example for How to Order

1. Model Number	2. Edge Code	3. Wood Finish	4. Base Option	5. Power
Y/TPA/16836	AB	DW	Y/BX3	

SYMPOSIA® BOAT CONFERENCE TABLES



Size	Model Number	Number of Seats	WOOD EDGES	LAMINATE
			AA, AB, AD, AE, AL, AO, AP, AQ, AR, AS, AX, AZ	LV, LS
List Price				
56"/72" Wide				
120"	Y/TCE/12072	10-12	\$16,926	\$12,787
144"	Y/TCE/14472	12-14	\$20,101	\$15,224
168"	Y/TCE/16872	14-16	\$22,899	\$17,982
192"	Y/TCE/19272	16-18	\$25,820	\$20,439
216"	Y/TCE/21672	18-20	\$29,565	\$24,045
240"	Y/TCE/24072	20-22	\$33,609	\$27,079
264"	Y/TCE/26472	22-24	\$37,303	\$31,187
288"	Y/TCE/28872	24-26	\$40,439	\$34,222
312"	Y/TCE/31272	26-28	\$45,167	\$38,549
68"/84" Wide				
120"	Y/TCE/12084	12-14	\$18,360	\$14,101
144"	YTCE/14484	14-16	\$21,573	\$16,551
168"	Y/TCE/16884	16-18	\$24,246	\$19,310
192"	Y/TCE/19284	18-20	\$27,348	\$21,781
216"	Y/TCE/21684	20-22	\$31,092	\$25,385
240"	Y/TCE/24084	22-24	\$35,171	\$28,421
264"	Y/TCE/26484	24-26	\$38,885	\$32,544
288"	Y/TCE/28884	26-28	\$42,367	\$35,580
312"	Y/TCE/31284	28-30	\$46,803	\$39,920

EDGE PROFILE CODES

Wood				Laminate	
AB	AL	AA	AX	LV	
AO	AR	AD	AE	LS	
AP	AZ	AQ	AS		

General Specifications

1. Tabletops are 1-3/16" thick. Edges are NII construction joinery.
2. Access doors come standard on all Symposia Infinity bases adjacent to every power unit ordered.
3. Table height is 29" prior to adding levelers.
4. Laminates with simulated wood grain will run the length of the table and may or may not match up at seams.

Top Options: For Veneer Tops Only

Metal Inlay for All SizesY/MNL/A1 \$3,401
 Two Tone Stain for All Sizes (requires metal inlay).....Y/TTS/CONF \$2,639

Base Options:

Plinth Base

For sizes 120" to 192"Y/BX6/A2 \$1,818
 For sizes 216" to 288" Y/BX6/A3 \$1,994
 For sizes 312" to 360" Y/BX6/A4 \$2,229

Traditional Base Molding (available veneer only)Y/BX8 Not Available

Reveal

For sizes 120" to 192"Y/BX10/A1..... \$1,642
 For sizes 216" to 288"Y/BX10/A2 \$1,789
 For sizes 312" to 360"Y/BX10/A3 \$1,935

Example for How to Order

1. Model Number	2. Edge Code	3. Wood Finish	4. Base Option	5. Power
Y/TPA/16836	AB	DW	Y/BX3	

SYMPOSIA® ARC BOAT CONFERENCE TABLES



Size	Model Number	Number of Seats	WOOD EDGES	LAMINATE
			AA, AB, AD, AE, AL, AO, AP, AQ, AR, AS, AX, AZ	LV, LS
List Price				
56"/72" Wide				
120"	Y/TCF/12072	10-12	\$17,426	\$12,998
144"	Y/TCF/14472	12-14	\$20,600	\$15,435
168"	Y/TCF/16872	14-16	\$23,399	\$18,194
192"	Y/TCF/19272	16-18	\$26,070	\$20,649
216"	Y/TCF/21672	18-20	\$29,755	\$24,254
240"	Y/TCF/24072	20-22	\$33,301	\$27,292
264"	Y/TCF/26472	22-24	\$37,304	\$31,398
288"	Y/TCF/28872	24-26	\$40,880	\$34,434
312"	Y/TCF/31272	26-28	\$45,356	\$38,759
59"/84" Wide				
120"	Y/TCF/12084	12-14	\$18,815	\$14,624
144"	Y/TCF/14484	14-16	\$22,028	\$17,075
168"	Y/TCF/16884	16-18	\$24,701	\$19,834
192"	Y/TCF/19284	18-20	\$28,051	\$22,304
216"	Y/TCF/21684	20-22	\$30,738	\$25,909
240"	Y/TCF/24084	22-24	\$34,877	\$28,946
264"	Y/TCF/26484	24-26	\$39,151	\$33,068
288"	Y/TCF/28884	26-28	\$43,568	\$36,105
312"	Y/TCF/31284	28-30	\$47,446	\$40,442
336"	Y/TCF/33684	30-32	\$50,745	\$43,262
360"	Y/TCF/36084	32-34	\$53,615	\$45,865

EDGE PROFILE CODES

Wood				Laminate	
AB	AL	AA	AX	LV	
AO	AR	AD	AE	LS	
AP	AZ	AQ			
		AS			

General Specifications

1. Tabletops are 1-3/16" thick. Edges are NII construction joinery.
2. Access doors come standard on all Symposia Infinity bases adjacent to every power unit ordered.
3. Table height is 29" prior to adding levelers.
4. Laminates with simulated wood grain will run the length of the table and may or may not match up at seams.

Top Options: For Veneer Tops Only

Metal Inlay for All SizesY/MNL/A1 \$3,401
 Two Tone Stain for All Sizes (requires metal inlay).....Y/TTS/CONF \$2,639

Base Options:

Plinth Base

For sizes 120" to 192"Y/BX6/A2 \$1,818
 For sizes 216" to 288" Y/BX6/A3 \$1,994
 For sizes 312" to 360" Y/BX6/A4 \$2,229

Traditional Base Molding (available veneer only)Y/BX8 Not Available

Reveal

For sizes 120" to 192"Y/BX10/A1..... \$1,642
 For sizes 216" to 288"Y/BX10/A2..... \$1,789
 For sizes 312" to 360"Y/BX10/A3 \$1,935

Example for How to Order

1. Model Number	2. Edge Code	3. Wood Finish	4. Base Option	5. Power
Y/TPA/16836	AB	DW	Y/BX3	

SYMPOSIA® RACETRACK CONFERENCE TABLES



			WOOD EDGES	LAMINATE
			AA, AB, AD, AE, AL, AO, AP, AQ, AR, AS, AX, AZ	LV, LS
Size	Model Number	Number of Seats	List Price	List Price
72" Wide				
120"	Y/TCG/12072	10-12	\$19,127	\$12,318
144"	Y/TCG/14472	14-14	\$21,970	\$14,493
168"	Y/TCG/16872	14-16	\$24,701	\$16,989
192"	Y/TCG/19272	16-18	\$27,544	\$19,183
216"	Y/TCG/21672	18-20	\$30,884	\$22,628
240"	Y/TCG/24072	20-22	\$34,198	\$25,404
264"	Y/TCG/26472	22-24	\$38,009	\$29,250
288"	Y/TCG/28872	24-26	\$41,377	\$32,024
312"	Y/TCG/31272	26-28	\$45,337	\$36,085
336"	Y/TCG/33672	28-30	\$48,869	\$38,643
84" Wide				
120"	Y/TCG/12084	12-14	\$21,558	\$13,944
144"	Y/TCG/14484	14-16	\$24,437	\$16,132
168"	Y/TCG/16884	16-18	\$27,042	\$18,630
192"	Y/TCG/19284	18-20	\$30,066	\$20,838
216"	Y/TCG/21684	20-22	\$33,408	\$24,283
240"	Y/TCG/24084	22-24	\$36,753	\$27,057
264"	Y/TCG/26484	24-26	\$40,584	\$30,918
288"	Y/TCG/28884	26-28	\$44,299	\$33,584
312"	Y/TCG/31284	28-30	\$47,967	\$37,769
336"	Y/TCG/33684	30-32	\$51,508	\$40,326
360"	Y/TCG/36084	32-34	\$54,087	\$42,668

EDGE PROFILE CODES

Wood				Laminate	
AB	AL	AA	AX	LV	
AO	AR	AD	AE	LS	
AP	AZ	AQ			
		AS			

General Specifications

1. Tabletops are 1-3/16" thick. Edges are NII construction joinery.
2. Access doors come standard on all Symposia Infinity bases adjacent to every power unit ordered.
3. Table height is 29" prior to adding levelers.

4. Laminates with simulated wood grain will run the length of the table and may or may not match up at seams.

Top Options: For Veneer Tops Only

Metal Inlay for All SizesY/MNL/A1 \$3,401
 Two Tone Stain for All Sizes (requires metal inlay).....Y/TTS/CONF \$2,639

Base Options:

Plinth Base

For sizes 120" to 192"Y/BX6/A2 \$1,818
 For sizes 216" to 288" Y/BX6/A3 \$1,994
 For sizes 312" to 360" Y/BX6/A4 \$2,229

Traditional Base Molding (available veneer only)Y/BX8 Not Available

Reveal

For sizes 120" to 192"Y/BX10/A1..... \$1,642
 For sizes 216" to 288"Y/BX10/A2..... \$1,789
 For sizes 312" to 360"Y/BX10/A3 \$1,935

Example for How to Order

1. Model Number	2. Edge Code	3. Wood Finish	4. Base Option	5. Power
Y/TPA/16836	AB	DW	Y/BX3	

SYMPOSIA® VIEWPOINT CONFERENCE TABLES



Size	Model Number	Number of Seats	WOOD EDGES	LAMINATE
			AA, AB, AD, AE, AL, AO, AP, AQ, AR, AS, AX, AZ	LV, LS
Size	Model Number	Number of Seats	List Price	List Price
48"/72" Wide				
120"	Y/TCH/12072	9-11	\$16,725	\$11,729
144"	Y/TCH/14472	11-13	\$20,082	\$13,908
168"	Y/TCH/16872	13-15	\$22,836	\$16,411
192"	Y/TCH/19272	15-17	\$25,571	\$18,613
216"	Y/TCH/21672	17-19	\$28,673	\$21,966
240"	Y/TCH/24072	19-21	\$32,349	\$24,753
264"	Y/TCH/26472	21-23	\$36,470	\$28,611
288"	Y/TCH/28872	23-25	\$39,181	\$31,398
312"	Y/TCH/31272	25-27	\$43,307	\$35,475
60"/84" Wide				
120"	Y/TCH/12084	11-13	\$18,453	\$13,100
144"	Y/TCH/14484	13-15	\$21,849	\$15,293
168"	Y/TCH/16884	15-17	\$24,475	\$17,796
192"	Y/TCH/19284	17-19	\$27,390	\$20,012
216"	Y/TCH/21684	19-21	\$30,494	\$23,366
240"	Y/TCH/24084	21-23	\$34,203	\$26,152
264"	Y/TCH/26484	23-25	\$38,344	\$30,025
288"	Y/TCH/28884	25-27	\$41,401	\$32,812
312"	Y/TCH/31284	27-29	\$45,236	\$36,902
336"	Y/TCH/33684	29-31	\$49,340	\$39,472
360"	Y/TCH/36084	31-33	\$51,513	\$41,822

EDGE PROFILE CODES

Wood				Laminate	
AB	AL	AA	AX	LV	
AO	AR	AD	AE	LS	
AP	AZ	AQ	AS		

General Specifications

1. Tabletops are 1-3/16" thick. Edges are NII construction joinery.
2. Access doors come standard on all Symposia Infinity bases adjacent to every power unit ordered.
3. Table height is 29" prior to adding levelers.
4. Laminates with simulated wood grain will run the length of the table and may or may not match up at seams.

Top Options: For Veneer Tops Only

Metal Inlay for All Sizes	Y/MNL/A1	\$3,401
Two Tone Stain for All Sizes (requires metal inlay).....	Y/TTS/CONF	\$2,639

Base Options:

Plinth Base

For sizes 120" to 192"	Y/BX6/A2	\$1,818
For sizes 216" to 288"	Y/BX6/A3	\$1,994
For sizes 312" to 360"	Y/BX6/A4	\$2,229

Traditional Base Molding (available veneer only) Y/BX8 Not Available

Reveal

For sizes 120" to 192"	Y/BX10/A1.....	\$1,642
For sizes 216" to 288"	Y/BX10/A2.....	\$1,789
For sizes 312" to 360"	Y/BX10/A3	\$1,935

Example for How to Order

For edge profiles, finishes and options, see pages 5-10.

1. Model Number	2. Edge Code	3. Wood Finish	4. Base Option	5. Power
Y/TPA/16836	AB	DW	Y/BX3	

SYMPOSIA® CONFERENCE TABLE POWER, VOICE & DATA

Symposia Conference table technology is always the best solution because it is YOUR solution. It is as easy as determining the power, voice, data and AV requirements, selecting the power components to fit those requirements and determining the placement of the components. The ability to mix and match power units with grommets provides limitless possibilities.



The infinity Base is specifically designed to allow all of the power and technology to be installed prior to the tabletop being attached. The tabletop is placed on the Infinity base system after the technology integration is complete. This prevents damage to the tabletop attributable to third party contractors.



Every Infinity Base comes standard with a hinged access door which provides easy access during installation and for future maintenance. When power is ordered, the Infinity base will automatically be configured with a hinged access door adjacent to every power unit.



The interior of the Infinity Base offers multiple heights for wire management as well as a spacious hollow interior for CPU storage, AV amplifiers/equipment and unimpeded core drill access.

SYMPOSIA® CONFERENCE TABLE POWER, VOICE & DATA

Nevers Meeting Link™ (Available on Wood and Laminate tops only)

The Link Between Furniture and Technology



Preconfigured Meeting Link™ System 1: Heavy Capacity

Technology Center Dimensions: 32"L x 6"W

Number of Technology Centers	Model Number	Electronic Outlets	Decora Size Cutouts	List Price
1	R/PV1/01	8	6	\$2,703
2	R/PV1/02	16	12	\$5,407
3	R/PV1/03	24	18	\$8,110
*4	R/PV1/04	32	24	\$10,813

* Requires hardwire infeed or 2 plug infeeds.

Please Specify: **Door Finish:** Metal or Veneer | **Metal Color:** Silver or Black | **Infeed Type:** Plug, Hardwire or City of Chicago

Features:

Hinged metal double doors pre-installed into table top, doors available in metal or veneer finish; UL Listed, non-sequential daisy chaining system; spacious concealed metal trough allows for wire storage; Extron MAAP plate compatible; ability to add power outlets to underside of table.



Preconfigured Meeting Link™ System 2: Medium Capacity

Technology Center Dimensions: 12"L x 6"W

Number of Technology Centers	Model Number	Electronic Outlets	Decora Size Cutouts	List Price
1	R/PV2/01	4	3	\$1,514
2	R/PV2/02	8	6	\$3,027
3	R/PV2/03	12	9	\$4,541
4	R/PV2/04	16	12	\$6,055

Please Specify: **Door Finish:** Metal or Veneer | **Metal Color:** Silver or Black | **Infeed Type:** Plug, Hardwire or City of Chicago

Features:

Hinged metal double doors pre-installed into tabletop, doors available in metal or veneer finish; UL Listed, non-sequential daisy chaining system; spacious concealed metal trough allows for wire storage; Extron MAAP plate compatible; ability to add power outlets to underside of table.



Preconfigured Meeting Link™ System 3: Light Capacity

Technology Center Dimensions: 8"L x 6"W

Number of Technology Centers	Model Number	Electronic Outlets	Decora Size Cutouts	List Price
1	R/PV3/01	2	2	\$785
2	R/PV3/02	4	4	\$1,571
3	R/PV3/03	6	6	\$2,440
4	R/PV3/04	8	8	\$3,226

Please Specify: **Door Finish:** Metal or Veneer | **Metal Color:** Silver or Black | **Infeed Type:** Plug, Hardwire or City of Chicago

Features:

Hinged metal double doors pre-installed into table top, doors available in metal or veneer finish; UL Listed, non-sequential daisy chaining system; spacious concealed metal trough allows for wire storage; Extron MAAP plate compatible; ability to add power outlets to underside of table.

MEETING LINK ADD-ONS

The number of outlets referenced above are accessible through the tabletop access doors. If more outlets are needed, additional duplex receptacles can be ordered and easily installed in the power blocks on the outside of the channel beneath the table top.



Duplex Receptacles

		Circuit I	Circuit II	Circuit III	Circuit IV
Model #	Product Code	01	02	03	04
R/DUP/_____		\$24	\$24	\$24	\$24



Power In-Feed

		Single Circuit	Hardwire Multi Circuit
Model #	Product Code	01	02
R/PIF/_____		\$220	\$220

Light Duty IT/AV Snap-In Plate Options

All Light duty plates come standard with F/F pass-thru connectors



Model R/PLT-01 (2)
RJ-45 CAT 6 DATA:
\$137



Model R/PLT-05 (1)
HDMI (1) 15 PIN HD
VGA: \$242




Model R/PLT-09 (1) 15
PIN HD VGA (1) Mini
Stereo (1) USB: \$228



Model R/PLT-02 (1)
RJ-45 CAT 6 Data (1)
RJ-11 CAT 3 Voice:
\$137



Model R/PLT-06 (1)
RJ-45 CAT 6 Data
(1) 15 Pin HD VGA:
\$204



Model R/PLT-10 Blank
Plate: \$8



Model R/PLT-03 (1) 15
PIN HD VGA: \$143



Model R/PLT-07 (1)
15 Pin HD VGA (1)
Mini Stereo: \$181



Model R/PLT-11 (1) RJ-
45 CAT 6 Data (1) RJ-
11 CAT 3 Voice (1)
USB: \$215



Model R/PLT-04 (1)
HDMI: \$164



Model R/PLT-08 (1)
15 Pin HD VGA (1)
Mini Stereo (1) HDMI:
\$338



Model R/PLT-12 (1)
RJ-45 CAT 6 data (1)
15 Pin HD VGA (1) Mini
Stereo: \$228



Model R/US: \$434B

Heavy Duty IT/AV Snap-In Plate Options



Model R/PLH-01 (1) RJ-45 F/F Barrel Data: \$90



Model R/PLH-02 (1) RJ-11 F/F Barrel Phone: \$90



Model R/PLH-03 (1) USB A Female to (1) USB B Female, 10" Pigtail: \$181



Model R/PLH-04 (1) 15 Pin HD VGA F/F gender changer: \$90



Model R/PLH-05 Captive Cable Kit with (2) Small Cable Holes: \$90



Model R/PLH-06 (1) 15 PIN HD VGA F/F Gender Changer (1) 3.5MM Stereo Mini Jack to Solder Cups: \$253



Model R/PLH-07 (1) 3.5MM Stereo Mini Jack to Solder Cups: \$90



Model R/PLH-08 (1) HDMI Female To (1) HDMI Female On 10" Pigtail: \$177



Model R/PLH-09 (1) XLR 3 Pin Male To Solder Cups - Switchcraft: \$112



Model R/PLH-10 Captive Cable Kit with (1) Large Cable Hole & (2) Small Cable Holes: \$135



Model R/PLH-11 (3) RCA F/F Barrels - White/Red/Yellow: \$177



Model R/PLH-12 Blank Plate - Single: \$44



Model R/PLH-13 Blank Plate - Double: \$43



Model R/PLH-14 Blank Plate - Triple: \$90



Model R/PLH-15 Blank Plate - Quad: \$90

SYMPOSIA® CONFERENCE TABLE POWER, VOICE & DATA

Power Centers (Available on All tops)



Power Center 7

Technology Unit Dimensions: 15"L x 9"W

Number of Technology Centers	Model Number	Electronic Outlets	Decora Size Cutouts	List Price
1	R/PC7/AA	6	2	\$1,813
1	R/PC7/BB	4	3	\$1,813

Please Specify: **Metal Finish:** Silver or Black | **Infeed Type:** Plug or Hardwire

Features:

Retracting hinged aluminum double doors: UL Listed, non-sequential daisy chaining system; Two options available, 6 power outlets and locations for 2 customer supplied telecom plates or 4 power outlets and locations for 3 customer supplied telecom plates.



Power Center 8

Technology Unit Dimensions: 30"L x 9"W

Number of Technology Centers	Model Number	Electronic Outlets	Decora Size Cutouts	List Price
1	R/PC8/AA	8	6	\$3,181
1	R/PC8/BB	12	4	\$3,181

Please Specify: **Metal Finish:** Silver or Black | **Infeed Type:** Plug or Hardwire

Features:

Retracting hinged aluminum double doors: UL Listed, non-sequential daisy chaining system; Two options available, 8 power outlets and locations for 6 customer supplied telecom plates or 12 power outlets and locations for 4 customer supplied telecom plates.

Additional Components

2" Black Plastic Grommet



Model #	Price
R/GRM	\$146

2" Metal Grommet



		Matte Black	Satin Chrome	Polished Brass
Model #	Product Code	01	02	03
R/GRM _____		\$264	\$264	\$264

Active USB Charging Port Plate



Model #	List Price
R/USB	\$434

Cutout for Customer Supplied Power Unit

Model #	Price
R/CUT	\$293

Cutout for Customer Supplied Microphone

Model #	Price
R/MIC	\$205

For additional options like: Electronic Monitor Lifts & Polycom Storage, Contact Customer Service at 800.242.2443





 **NEVERS**[®]
WORK IN STYLE

6845 Wedgwood Court N | Maple Grove, MN 55311 | 800.242.2443 | FX 800.258.5591 | NEVERS.COM

